
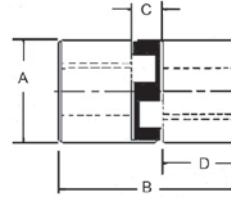


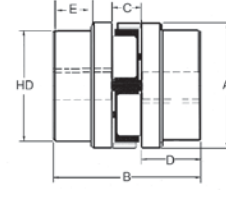
JAW COUPLINGS



Coupling Half Spider Coupling Half



Type 1



Type 2

Jaw Coupling - Dimensions (inches)

Coupling	Type	Hub Dia	Overall Length	Distance Between Flanges	Length Thru Bore	E	HD	Avg. Wt. Lbs	Set Screw Thread Size	Set Screw Qty.
		A	B	C	D					
L035	1	0.625	0.815	0.281	0.267	-	-	0.10	#6-32UNCX1/8"	1
L050	1	1.086	1.719	0.469	0.625	-	-	0.29	1/4"-20UNCX3/16"	1
L070	1	1.370	2.020	0.500	0.760	-	-	0.56	1/4"-20UNCX1/4"	2
L075	1	1.750	2.138	0.500	0.819	-	-	0.95	1/4"-20UNCX3/8"	2
L090	1	2.098	2.138	0.500	0.819	-	-	1.45	1/4"-20UNCX3/8"	2
L095	1	2.102	2.516	0.500	1.008	-	-	1.70	5/16"-18UNCX3/8"	2
L099	1	2.531	2.900	0.750	1.075	-	-	2.50	5/16"-18UNCX3/8"	2
L100	1	2.531	3.522	0.750	1.386	-	-	3.40	5/16"-18UNCX3/8"	2
L110	1	3.311	4.269	0.875	1.697	-	-	6.40	3/8"-16UNCX5/16"	2
L150	1	3.750	4.520	1.000	1.760	-	-	8.90	3/8"-16UNCX1/2"	2
L190	2	4.500	4.875	1.000	1.938	1.177	4	8.75	1/2"-13UNCX1/2"	2
L225	2	5.000	5.375	1.000	2.188	1.441	4.25	12.25	1/2"-13UNCX1/2"	2



Spiders - Buna-N (Rubber), Hytrel, Urethane, Bronze

Buna-N (Black)		Hytrel (White)		Urethane (Orange)		Bronze	
Part#	Wt.	Part#	Wt.	Part#	Wt.	Part#	Wt.
L035N	.01						
L050N	.01	L050H	.01	L050U	.01	L050B	.01
L070N	.01	L070H	.04	L070U	.01	L070B	.01
L075N	.01	L075H	.04	L075U	.02	L075B	.02
L090N	.01	L090H	.04	L090U	.02	L090B	.02
L095N	.01	L095H	.04	L095U	.02	L095B	.02
L099N	.01	L099H	.06	L099U	.02	L099B	.02
L100N	.01	L100H	.06	L100U	.02	L100B	.02
L110N	.16	L110H	.20	L110U	.20	L110B	.20
L150N	.30	L150H	.30	L150U	.30	L150B	.30
L190N	.40	L190H	.40	L190U	.40	L190B	.40
L225N	.40	L225H	.40	L225U	.40	L225B	.40

Note: All inserts have a closed center except Bronze inserts which have an open center.